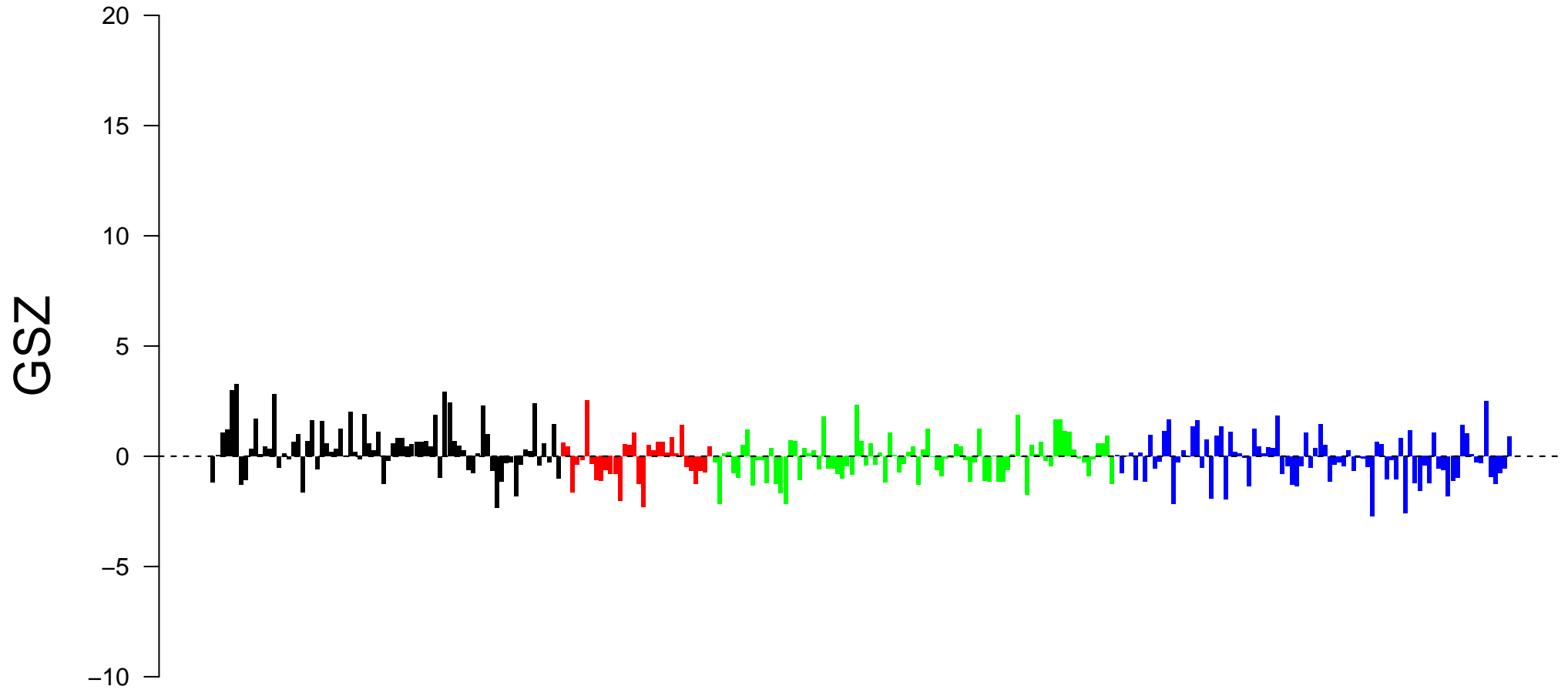
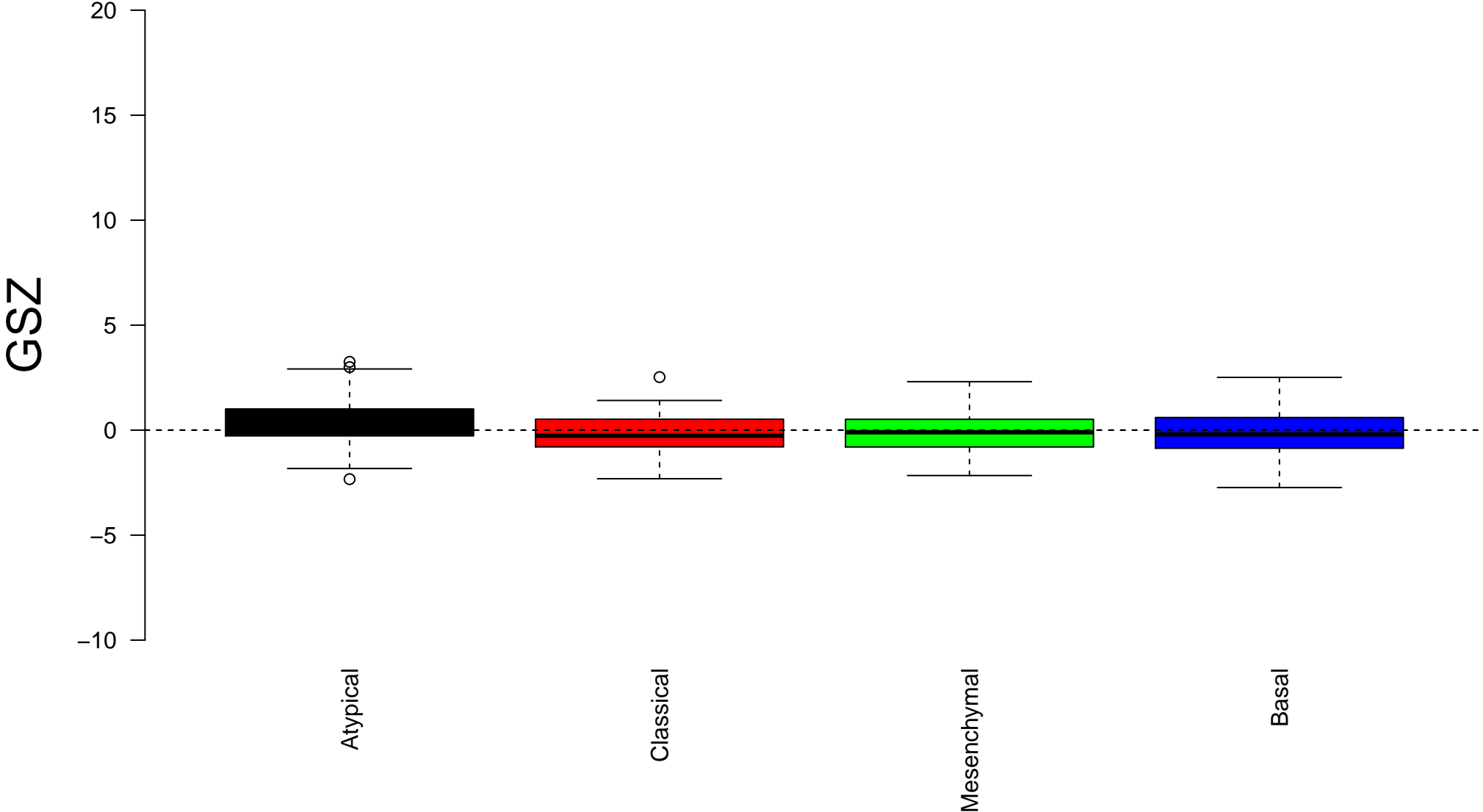


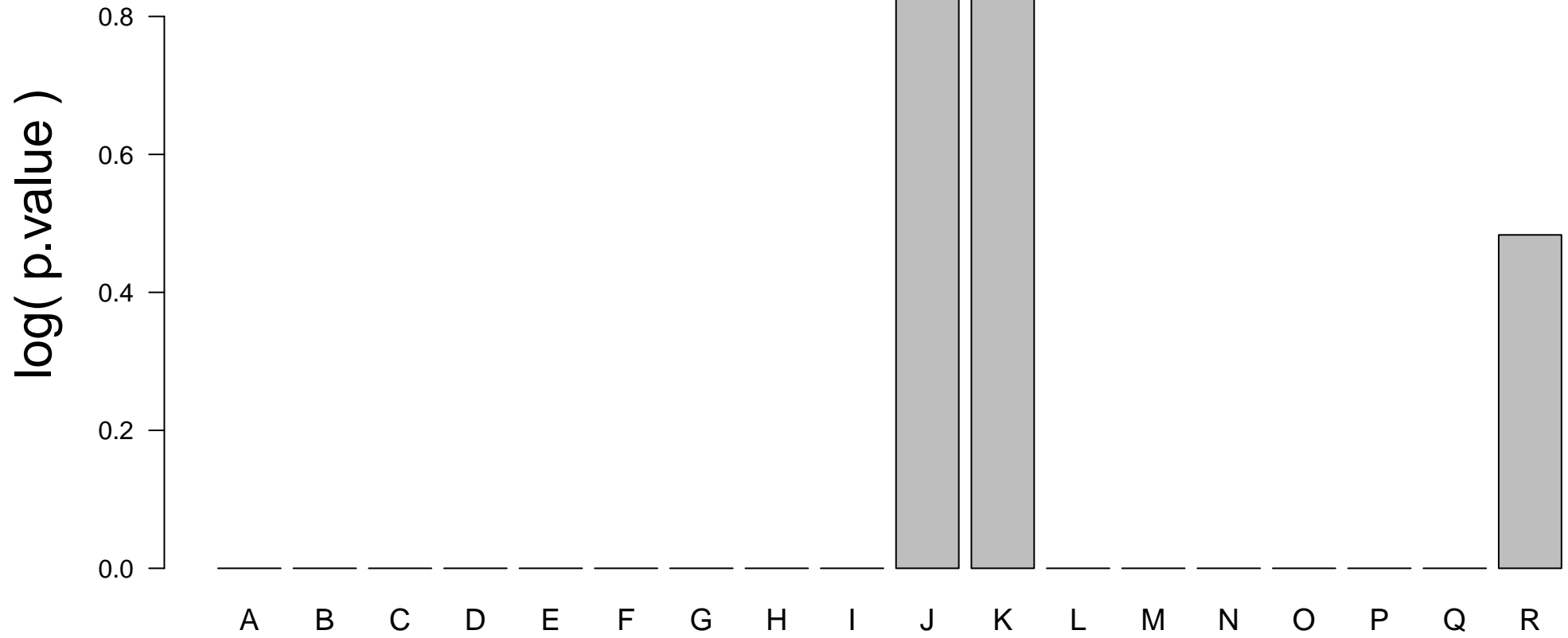
GINESTIER_BREAST_CANCER_20Q13_AMPLIFICATION_DN




GINESTIER_BREAST_CANCER_20Q13_AMPLIFICATION_DN




Enrichment in spots: GINESTIER_BREAST_CANCER_20Q13_AMPLIFICATION_DN




Expression of GINESTIER_BREAST_CANCER_20Q13_AMPLIFICATION_DN in Spot A




Expression of GINESTIER_BREAST_CANCER_20Q13_AMPLIFICATION_DN in Spot B




Expression of GINESTIER_BREAST_CANCER_20Q13_AMPLIFICATION_DN in Spot C




Expression of GINESTIER_BREAST_CANCER_20Q13_AMPLIFICATION_DN in Spot D




Expression of GINESTIER_BREAST_CANCER_20Q13_AMPLIFICATION_DN in Spot E




Expression of GINESTIER_BREAST_CANCER_20Q13_AMPLIFICATION_DN in Spot F




Expression of GINESTIER_BREAST_CANCER_20Q13_AMPLIFICATION_DN in Spot G



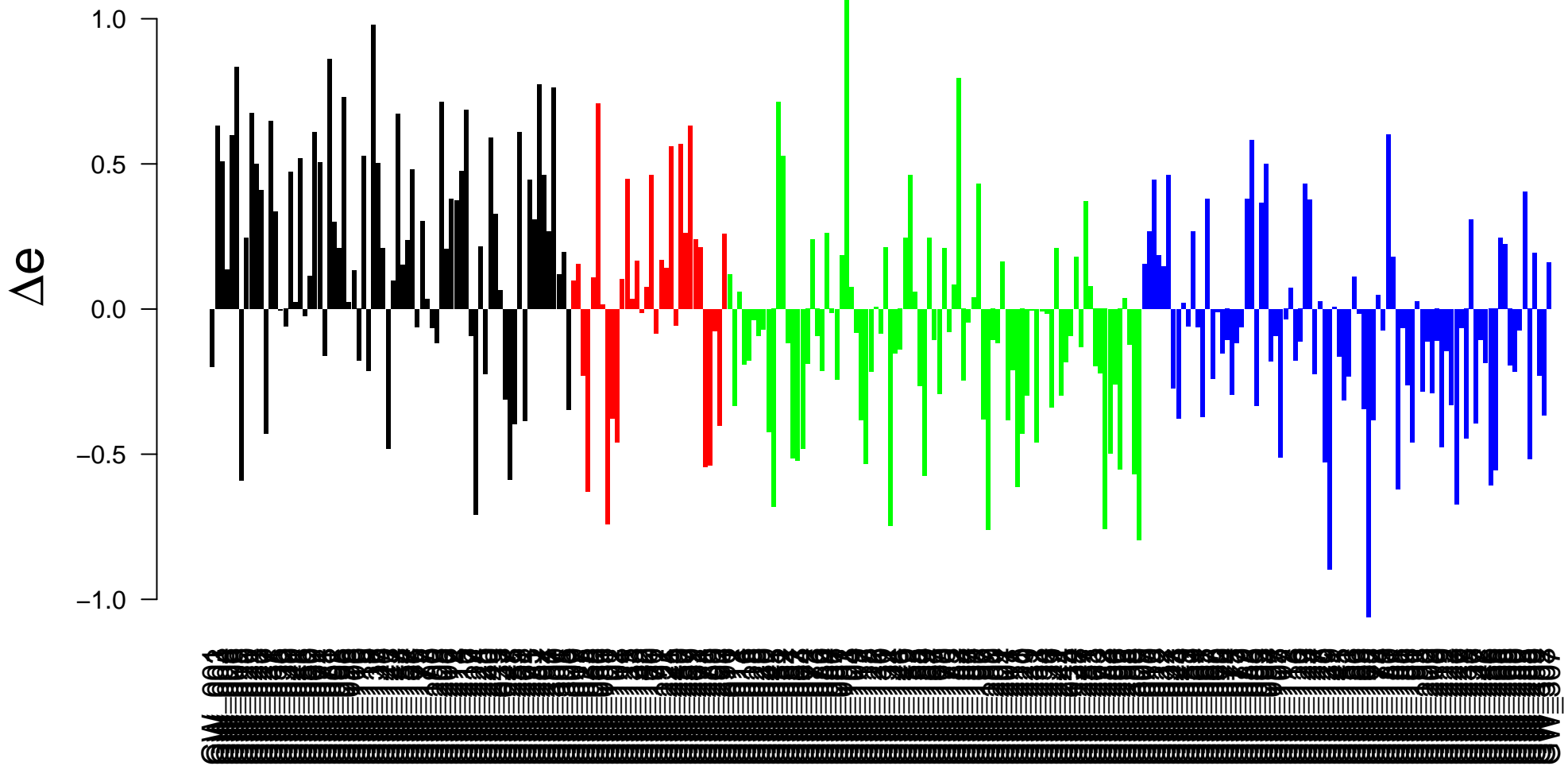
Expression of GINESTIER_BREAST_CANCER_20Q13_AMPLIFICATION_DN in Spot H



Expression of GINESTIER_BREAST_CANCER_20Q13_AMPLIFICATION_DN in Spot I



Expression of GINESTIER_BREAST_CANCER_20Q13_AMPLIFICATION_DN in Spot J



Expression of GINESTIER_BREAST_CANCER_20Q13_AMPLIFICATION_DN in Spot K

Δe

1.0

0.5


0.0

-0.5


-1.0




Expression of GINESTIER_BREAST_CANCER_20Q13_AMPLIFICATION_DN in Spot L




Expression of GINESTIER_BREAST_CANCER_20Q13_AMPLIFICATION_DN in Spot M




Expression of GINESTIER_BREAST_CANCER_20Q13_AMPLIFICATION_DN in Spot N




Expression of GINESTIER_BREAST_CANCER_20Q13_AMPLIFICATION_DN in Spot O



Expression of GINESTIER_BREAST_CANCER_20Q13_AMPLIFICATION_DN in Spot P



Expression of GINESTIER_BREAST_CANCER_20Q13_AMPLIFICATION_DN in Spot Q



Expression of GINESTIER_BREAST_CANCER_20Q13_AMPLIFICATION_DN in Spot R

Δe

1.0

0.5

0.0

-0.5

-1.0

